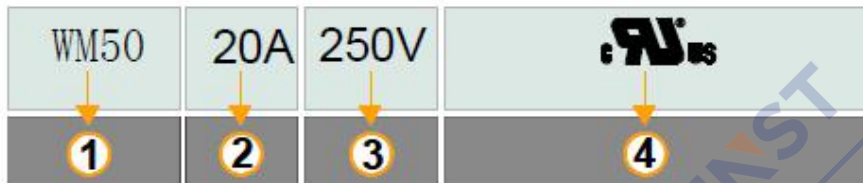


1. 適用範圍 / SCOPE

WM50 系列小型保險絲，適用於數字儀表(高功率)。
WM50 series Miniature-Fuse, used in Digital Measuring Instruments (High Power) .

2. 產品型號 / TYPE

例「example」：



- ① 系列號 / Series Number
- ② 額定電流 / Rated Current
- ③ 額定電壓 / Rated Voltage
- ④ 認證符號 / Approved Symbol

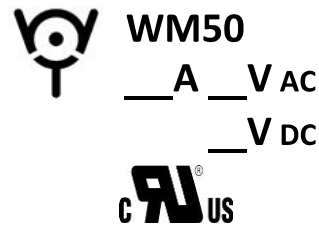
3. 額定電流和額定電壓/ RATED CURRENT AND RATED VOLTAGE

額定電流 / Rated Current: 20A~50A
額定電壓 / Rated Voltage: 250V AC

4. 標示 / MARKING

保險絲上需有下列標示/The fuses shall have the following marking

製造工廠的標識+系列號/ Manufacture' s Logo+ Part Number:
額定電流+額定電壓/ Rated Current (A)+ Rated Voltage(V):



注意 / Note :

對標示的大小和位置沒有規定 / Size and position of the markings shall not be provided.

5. 外觀及形狀 / APPEARANCES AND CONFIGURATION

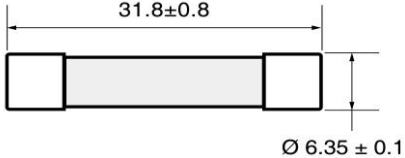
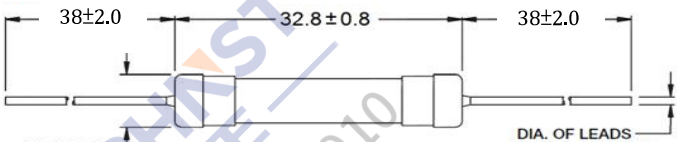
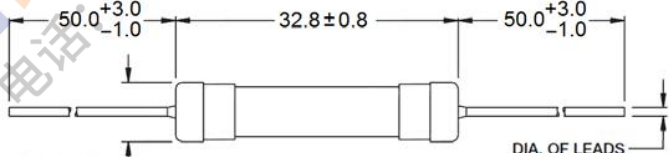
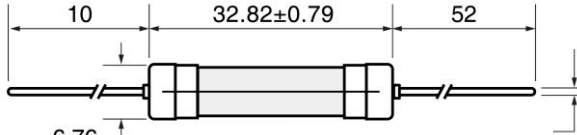
5-1 外觀：不應有破碎、明顯的污斑。

Appearances: There shall not be break up and any remarkable blotch.

5-2 形狀：小型保險絲。

Configuration: Miniature-Fuse.

6. 工程圖和結構 / OUTLINE DRAWING AND STRUCTURE
6-1 工程圖 (單位 : mm) / Outline Drawing and Dimensions (Unit: mm)

WM50-XXX	
WM50- XXX -P	 <p>0-15 Amp : 0.8(REF) >15 Amp : 1.0(REF) ≧ 40 Amp : 1.2(REF)</p>
WM50- XXX - P-L	 <p>0-15 Amp : 0.8(REF) >15 Amp : 1.0(REF) ≧ 40 Amp : 1.2(REF)</p>
WM50- XXX - P-SXL	 <p>0-15 Amp : 0.8(REF) >15 Amp : 1.0(REF) ≧ 40 Amp : 1.2(REF)</p>

7. 電氣特性 / ELECTRICAL CHARACTERISTICS

Electrical Characteristics		
Rated Current	1.0In	2.0In
20A - 50A	4 hour min.	120 sec max.

Specification

品名 Type	料號 Ordering P/N		額定電壓 Rated Voltage	額定 電流 Rated Current	分斷能力 Breaking Capacity (A)		電阻 Typical Cold. Resistance (mΩ)	電壓降 Typical Voltage Drop (mV)	I ² t 值 Typical Pre- Arcing I ² t (A ² Sec)
					AC	DC			
WM50	WM50-XXX	WM50-XXX-P-YY (YY : blank / L / SXL)	250V AC 150V DC	20A	1000A 250V	1000A 150V	4.5	140	1200
	WM50-20	WM50-20-P-YY		25A			3	130	2100
	WM50-25	WM50-25-P-YY		30A			2.8	120	3000
	WM50-30	WM50-30-P-YY		40A			1.8	115	12500
	WM50-40	WM50-40-P-YY		50A			1.6	110	14400
	WM50-50	WM50-50-P-YY							

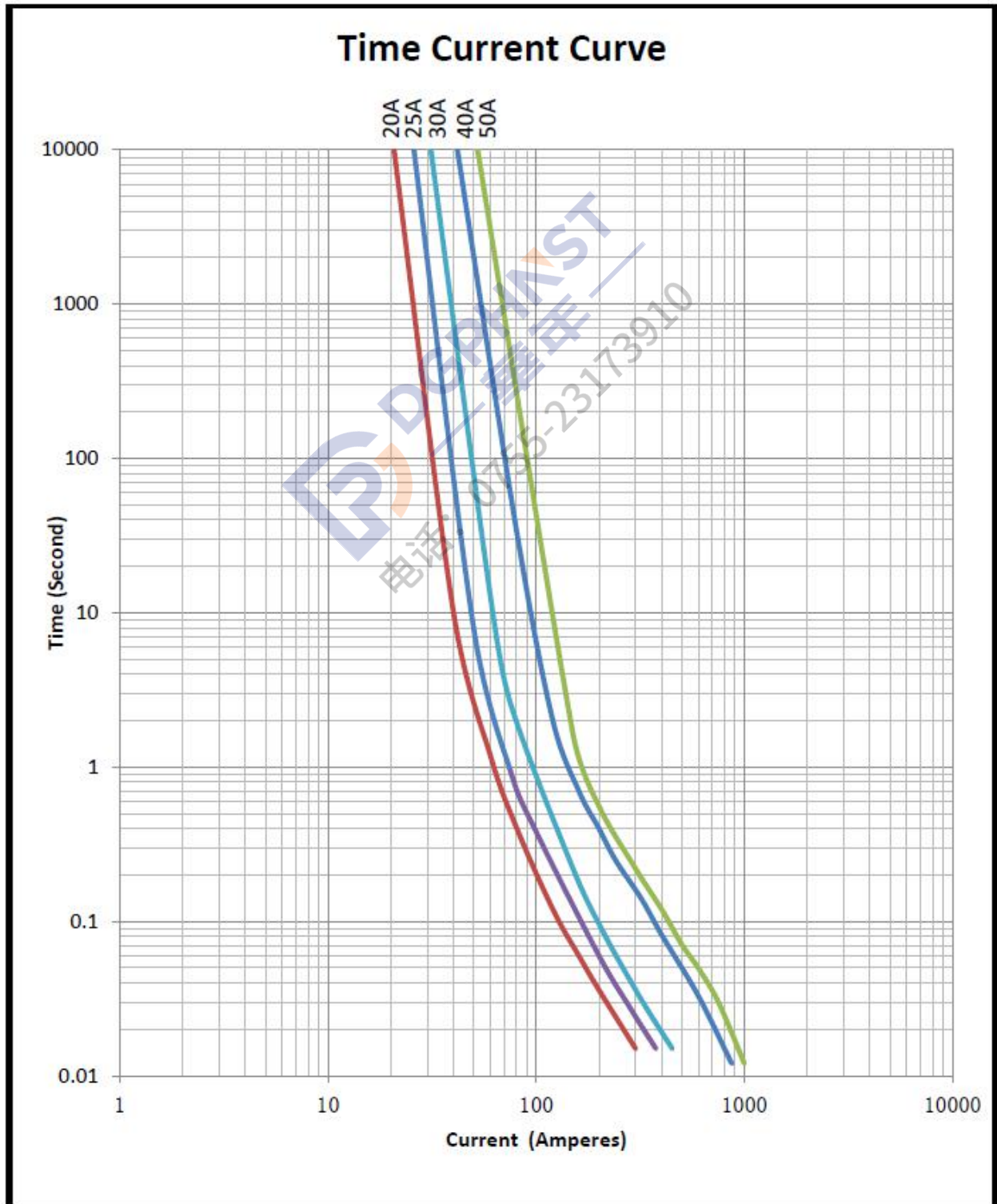
冷電阻在直流<10%額定電流條件下 25℃環境溫度中測量

DC Cold Resistance are measured at <10% of rated current in ambient temperature of 25℃

I²t 值是以 10In 電流測量

Typical Pre-arching I²t are measured at 10In Current

8. 時間電流曲線 Time-Current Curve



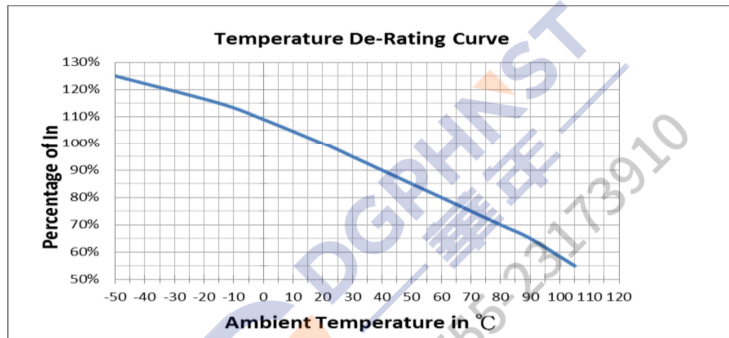
9. 環境特性 / ENVIRONMENTAL CHARACTERISTIC

9-1 操作溫度範圍: -55°C ~ 125°C / Operating Temperature: -55°C ~ 125°C

若貴司操作環境溫度超出25±5°C 範圍，在選用保險絲規格時，需考慮操作環境溫度對保險絲的影響。
請參照：溫度-電流曲線圖。

When choosing the fuse's specification, if the operating environmental temperature beyond the scope from 20~30°C, you should consider the environmental temperature's affection to fuses.

Please refer : Temperature-Current curve:



9-2 存儲條件 / Storage Conditions

在溫度+10°C ~ 60°C、相對濕度 ≤ 75% 的密閉條件下可存放 3 年。

Under airtight in temperature +10°C ~ 60°C、relative humidity ≤ 75% can store 3 years.

在溫度+10°C ~ 60°C、相對濕度為 95% 的非露天下最多可存放 30 天。

Without dew in temperature +10°C ~ 60°C、relative humidity be 95% maximum value for 30 days.

10. 安全認證及編號 / STANDARDS AND APPROVALS

UR	E56092 (100mA~50A JDYX2)
CUR	E56092 (100mA~50A JDYX8)

11. 安裝方式及條件 / INSTALLATION WAY AND PARAMETERS

11-1 建議如下圖安裝方式安裝，並滿足所要求的尺寸。

Propose that the following picture installation way is installed, and satisfied the required size.

11-2 建議客戶焊接參數 / Recommended Customer Soldering Parameters

波峰焊參數 / Wave Parameters:

錫爐溫度 / Solder Pot Temperature: 260±3°C

焊接時間 / Solder Dwell Time: 10s Max

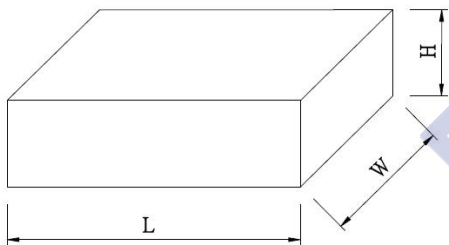
手工焊參數 / Hand-Solder Parameters:

烙鐵溫度 / Solder Iron Temperature: 350±5°C

焊接時間 / Heating Time: 5 s Max

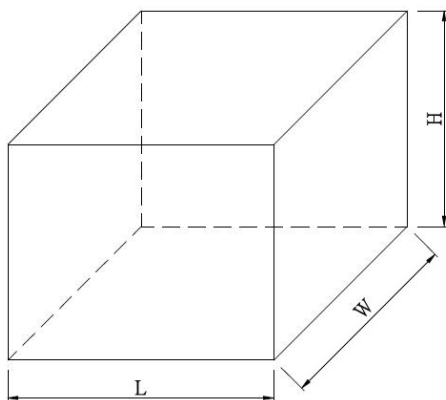
12.包裝/ PACKING
12-1 數量/Quantity

規格 Specs	袋 Inner polybag	小盒 Inner small box .	大盒 Inner big box	外箱 outer carton
WM50-XXX (rated current $\geq 2A$)	250PCS	/	250PCS	5000 PCS
WM50-XXX-P	/	/	75PCS	2250 PCS
WM50-XXX-P-L WM50-XXX-P-SXL	/	/	200PCS	2000 PCS

12-2 內盒(大) / Inner big box


單位/Unit : mm

規格 Specs	L	W	H
WM50-XXX (rated current $\geq 2A$)	185 \pm 3	75 \pm 3	65 \pm 3
WM50-XXX-P	115 \pm 3	110 \pm 3	45 \pm 3
WM50-XXX-P-L WM50-XXX-P-SXL	238 \pm 3	76 \pm 3	67 \pm 3

12-3 外箱 / Outer carton


單位/Unit : mm

規格 Specs	L	W	H
WM50-XXX (rated current $\geq 2A$)	400 \pm 5	380 \pm 5	140 \pm 5
WM50-XXX-P	400 \pm 5	380 \pm 5	140 \pm 5
WM50-XXX-P-L WM50-XXX-P-SXL	400 \pm 5	380 \pm 5	140 \pm 5

13.其他 / OTHERS

13-1 如果在使用中有超出本規格書的要求，必須經由雙方協商確認。

In the event that an impropriety is found beyond this specification, it shall be fixed by mutual agreement between the parties.

13-2 如果本規格書有不適當的情況，必須通過雙方協商並由本公司修改。

In the event that an impropriety is found in this specification, WALTER ELECTRONIC CO., LTD. shall amend it by mutual agreement between the parties.

 DGPHNST
— 華年 —
电话: 0755-23173910

版次	製作	確認	審核
第七版	侯愛珍	吳讓彬	Andrew



UL iQ for Fuses



Fuses

E56092

Guide Information

SUZHOU WALTER ELECTRONIC CO LTD

NO.99 Xinli Road, Fenhu Technic Development Zone, Wujiang Jiangsu 215211 CN

WM50 followed by 0.1 to 50, followed by P

Supplemental fuses: pigtail leads, filled-tube

<u>Size</u> mm(in)	<u>Amps</u> (A)	<u>Volts</u> (V)	<u>Interrupting</u> <u>Rating (A)</u>
6.3 x 31.75 (0.25 x 1.25)	0.1 - 50	250Vac	1000
	0.1 - 30	660Vac	1000
	0.1 - 30	660Vdc	1000
	0.1 - 12	600Vdc	10000
	0.1 - 12	1000Vdc	10000
	0.1 - 50	150Vdc	1000
	0.1 - 12	600Vac	10000
	0.1 - 12	1000Vac	10000
	0.1 - 30	400Vac	1000
	0.1 - 30	400Vdc	1000
	0.1 - 12	300Vac	10000
	0.1 - 12	300Vdc	10000

Report Date: 2016-04-01

Last Revised: 2018-06-14

© 2019 UL LLC

